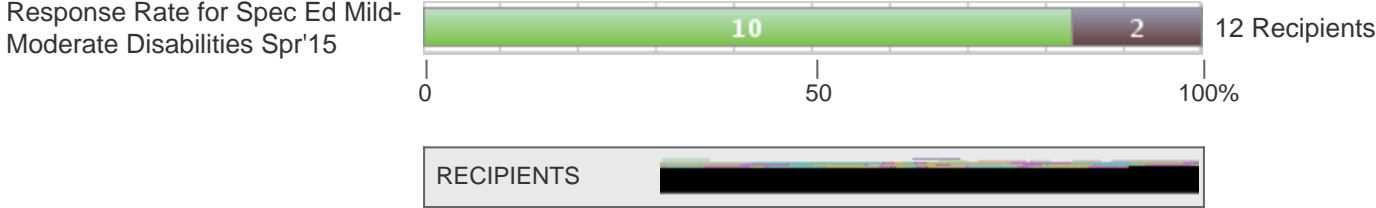


Survey Results for Spec Ed Mild-Moderate Disabilities Exit Survey

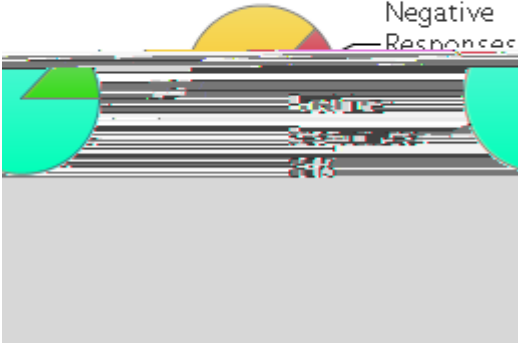
Included Response Periods: Spec Ed Mild-Moderate Disabilities Spr'15
Compare Results By: No Grouping

Overall Summary

Total Survey Recipients: 12

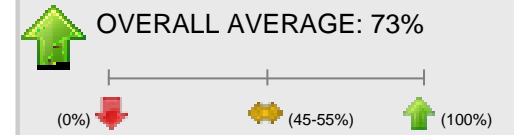


Question Response Summary



Detailed Question Results

3. In regards to working with students with mild/moderate disabilities, how well prepared are you to select and implement specific instructional methods to enable students to meet their IEP goals and any other educational needs?



4. How well would you rate your overall experience(s) during special education fieldwork?

